




LEADER TECNOLOGICO IN SPETTROSCOPIA DAL 1952
...LE SUE ANALISI MERITANO LE NOSTRE "PERFORMANCE"

Spettrofluorimetro a 2 Monocromatori per misure in situ tramite fibre ottiche SAFAS Xenius XOF: sensitività eccezionale e polivalenza unica, con l'implementabilità SAFAS

Lo spettrofluorimetro SAFAS XOF per misure in situ tramite fibre ottiche è uno strumento di altissima sensibilità, capace di lavorare con luce ambiente. Può anche ricevere 10 cuvette verticali allineate, agitate e termostatate; implementabile, può ricevere ulteriormente polarizzatori UV automatici per anisotropia di fluorescenza, un lettore di micropiastre, bioluminescenza, iniettori automatici, assorbanza su cuvette e/o micropiastre, ecc...



Siamo spiacenti, questo articolo non è ancora disponibile in Italiano...



Exceptional performances and sensitivity for in situ measurements with fiber optics

SAFAS Xenius XOF is an outstanding spectrofluorometer for in situ measurements by fiber optics. It is based on very innovative technologies and superb optics, so as it enables to reach exceptional sensitivity levels, with amazing reproducibility.

For most of applications, it is even able to work with sample compartment opened, without undergoing the drawbacks of a flash lamp.

With a scan speed up to 7000nm/minute, it can achieve excitation, emission, synchronous and 3D

spectra, with many data processing functions.

In 1959, SAFAS introduced the world's first Spectrofluorometer with grating monochromators, which was a big breakthrough in spectroscopy. Today, the Xenius is a new breakthrough, probably as important as was our 1959's instrument.

Many options are available

SAFAS Xenius XOF can also receive 10 stirred and temperature-controlled cuvettes, microplates, achieve kinetics on 10 cuvettes and at up to 10 wavelengths, achieve HPLC studies, or even be fitted with automatic polarizers for measurements of fluorescence anisotropy. It can also achieve Absorbance and Luminescence measurements, including spectra, and several specialized software can be used (intracellular calcium, follow-up of series of samples, etc...).

An evolutivity and multivalence unique on the market

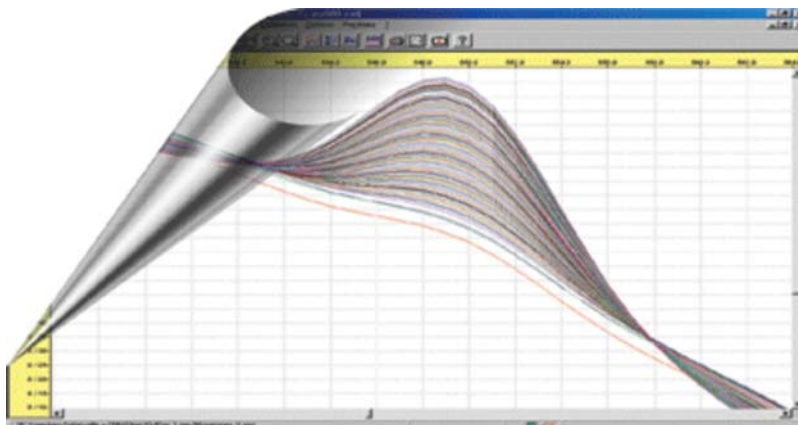
The spectrofluorometer SAFAS Xenius XOF can also receive later many other options, a high sensitivity photon counting bioluminescence module, automatic injectors, absorbance mode (on cuvettes and microplates), etc... All these possibilities are available without any dismantling.

Exceptionally powerful software

Last but not least, the software are intensively developed by SAFAS since 1988, when SAFAS introduced the world's first PC controlled spectrophotometer, button free.

Since then, all our customers have profited by our policy of free software update for instrument's life, making their investment a very long term one and avoiding obsolescence of their equipment.

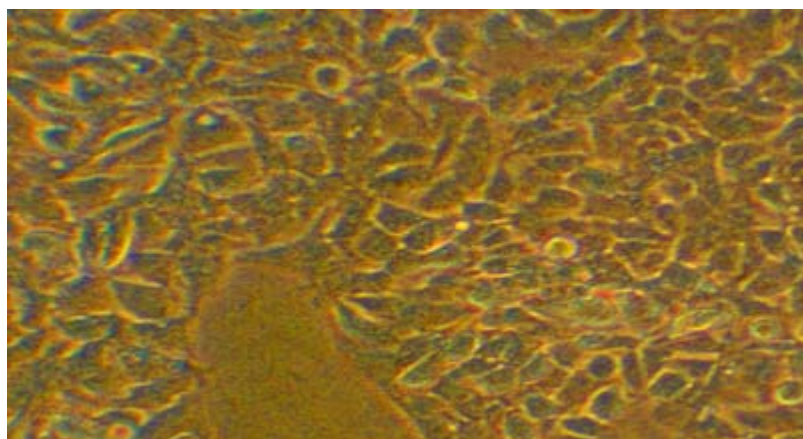
Among many possibilities, our multiwavelength module for series of samples, our intracellular ions module, and our 3D spectra module are among the most impressive.



Nota:

- most of the possibilities described hereunder are optional: please ask us
- for software updates, a participation to CD and shipment is requested

Patented device for spectrofluorescence measurements in perfusion on living cellulas, fixed or grown-up on quartz or glass lamellas, in controlled medium (t°, pCO2, pO2) in microvolumes



Developed in **partnership with the laboratory INRA / UNSA UMR Rose of Nice (France)**, this technology particularly enables to achieve accurate and reproducible measurements of kinetics of intracellular parameters (for example pHi) due to successive modifications of the extracellular media (pO2, pCO2, pH, etc...) at controlled temperature.

The SAFAS Xenius also enables to achieve a fast multiwavelength measurement of fluorescence, for example for intracellular Calcium, as well as to enter all calculation formulas and directly get on your screen all your curves in real time.

This solution is also a **very good substitute to the usual techniques requiring a reversed microscope with filter turret, or a confocal microscope.**

Many applications are possible, particularly in the fields of Cellular Physiology, in Pharmacology, in Toxicology and Ecotoxicology, as well as in Pharmaceutical, Cosmetics and Veterinary labs.

Obviously, this patented device is compatible with all the other options of the Xenius, and does not require a tedious mounting or dismantling of accessories; it can easily and quickly be inserted, and all the other applications remain available at any moment: measurements on 10 cuvettes, on microplates, in situ by fiber optics, measurements of bioluminescence, absorbance, fluorescence and phosphorescence, as well as BRET, FRET and anisotropy with polarizers, etc...

MAIN TECHNICAL FEATURES

spectral range	200 to 1000nm at excitation and emission, limited by the choice of PMT and source
scan speed	up to 7000 nm/minute
bandwidth	fixed (an be selected at the order), optionally continuously variable from 2 to 20nm on excitation and emission monochromators, by steps of 0.1nm
analytical techniques	Absorbance, Fluorescence, Luminescence, Anisotropy (depending on options)
fluorescence spectra available, depending on options	excitation, emission, synchronous and 3D, with automatic data processing (even on microplates)

kinds of samples

Cuvettes (10), microplates (without fiber optics, 100% air technology), measurements in situ with fiber optics, dewar for low temperature measurements, integrating sphere, etc...

SAFAS - FABBRICANTE DI SPETTROFOTOMETRI (UV, VISIBILE, INFRA-ROSSO, ASSORBIMENTO ATOMICO), SPETTROFLUORIMETRI, LUMINOMETRI, LETTORI DI MICROPIASTRE, ANALIZZATORI

SAFAS Monaco - Société Anonyme de Fabrication d'Appareillages Scientifiques

Sede e Amministrazione : 10, quai Antoine 1er - MC 98000 Monaco

Depositi : 9, avenue de la Quarantaine - MC 98000 Monaco

Telefono : **+377 99 99 52 52** - Fax : **+377 99 99 52 50**

Servizio assistenza clienti : **+377 99 99 52 52** | eMail: safas@safas.com

© 2007-2015 SAFAS - Tutti i diritti riservati